

HAEBERLE

multifunctional cart systems

type list

valid up from 1 July 2012

swingo[®] + swingo[®]-clinic

Equipment cart system
... sturdy and robust



swingo® 45 and 60

The sturdy equipment cart system in wood-plastic version

The basis of the trolley is a patented profile with a lot of clever, problem solving ideas. Individual accessories can be attached to the slots at the front and sides. An integrated cable duct with rubber lip makes annoying cables simply disappear. 25 mm diameter rods can be safely inserted from the top, thus saving space. Trays and drawers can be easily fixed in predetermined steps in the frame.

- **Trays:** Wood-plastic combination, high-quality laminated, with all round 22 mm thick edging, non-fade and without formaldehyde, in white.
- **Drawers:** Wood-plastic combination, high-quality laminated, non-fade and without formaldehyde, easy-glide bearing telescopic action with engaging mechanism, closed, easy-to-clean surfaces
- **Colours:** Handles and decorative strips in 5 modern, highlight colours according to the latest NCS design scale: grey, blue, turquoise, yellow, red violet.
- **Frame:** Tubular steel with plastic tandem castors and super-stable aluminium carrier unit with integrated cable duct, grey impact protection caps.
- **Castors:** 100 mm dia. plastic tandem castors, optionally lockable and/or electrically conductive.

- **Load capacity:** drawer surface load up to 10 kg, tray surface load up to 30 kg. Maximum overall load taking into account the aspect of tilt safety, up to 120 kg.

- **Dim.:**
Width swingo® 60: 700 mm
swingo® 45: 545 mm
Depth swingo® 60: 560 mm
swingo® 45: 560 mm
Heights different, depending on the models.
Special heights available on request.

A quality product made in Stuttgart. Patented design and registered pattern.

swingo®-clinic 45 and 60

The robust equipment cart system in metal version

swingo®-clinic is the continuation of the swingo® system, mainly developed for clinical use. Visually the system is adapted to the swingo®-line.

swingo®-clinic. The attractive racy design, the choice of colours and a lot of practical details are outstanding criteria.

And swingo®-clinic offers even more advantages:

- The sturdy, non-twisting metal construction guarantees high load-bearing capacity (130 or 250 kg)
- **Trays and drawers** are made of galvanized, quality plated steel sheet, they are resistant against disinfectants, easy to clean and non-fade. Colour: greywhite, RAL 9002
Trays are 22 mm strong, very stable and fixed twice at two sides in order to prevent unwelcome inclination of the trays caused by high loading. Tray surface load up to 50 kg.
- **The super-stable aluminium carrier unit** offers unknown possibilities to fix system parts and various accessories
- **The integrated cable duct** avoids chaos of cables
- **Drawers with telescopic guidance** which are totally extensible ensure high handling comfort. Drawer surface load up to 10 kg.
- **Castors** high quality in different sizes (dia. 100, 125 oder 150 mm) guarantee the manoeuvrability of the cart even with high loading.

Handles and decorative strips are available in 5 modern colours according to NCS colour scale.

Don't forget to order the practical and stylish push handle.

Attention:

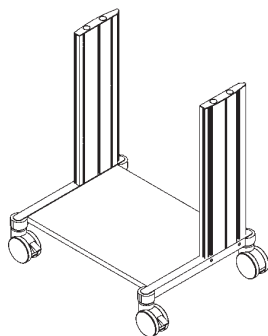
All function carts mentioned in this price list except basic trolleys are delivered already assembled without surcharge. Disassembled delivery is possible on request.

Please note: the return of disassembled items will be accepted only if the items are in perfect condition and have not been mounted!

HAEBERLE specializes in particular in providing customized OEM versions for industrial clients. Let us know your specifications and we will provide you a product according to your personally requirements.



The important dimensions:



Castors Ø	Height of chassis (F)	Total height (H) with carrier unit 645 mm	Total height (H) with carrier unit 957 mm	Total height (H) with carrier unit 1217 mm
100 mm	163 mm	811 mm	1.123 mm	1.384 mm
125 mm	196 mm	844 mm	1.156 mm	1.417 mm
150 mm	225 mm	873 mm	1.185 mm	1.445 mm

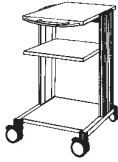
Please see planing sketch on page 23.

Item	Description	Ref. no.	Ref. no.
		swingo® wood-plastic	swingo®clinic metal

swingo® special model sonography cart

sonography cart

sonography cart



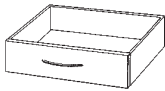
chassis with basic shelf, castors Ø 100 mm, 2 lockable, aluminium carrier columns with standard height 645 mm, top most shelf with special dimensions 350 x 550 mm (w x d) with handle at the frontside, 1 shelf 350 x 450 mm (w x d), horizontal arm, separation distance between the 2 shelves: 240 mm;

Dim.: 450 x 610 x 811 mm (w x d x h)

Colour of handle and decorative strips: grey
Colour of handle and decorative strips: blue

15855
16250

drawer 100 mm high



with easy-gliding telescopic guidance and engaging mechanism.
To be mounted below the shelf.

**Inner dim.:
278 x 384,5 x 74 mm (w x d x h)**

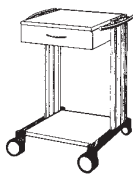
Colour of handle and decorative strips: grey
Colour of handle and decorative strips: blue

16202
16249

swingo® 45 + swingo®-clinic 45 ≙ shelf width 45 cm

basic cart 45

basic cart



with 1 drawer, castors Ø 100 mm, delivery unassembled; assembled delivery against surcharge.

**Dim.:
545 x 560 x 811 mm
(w x d x h)**

Push handles see on page 11.

Colour of drawer handle and decorative strips:

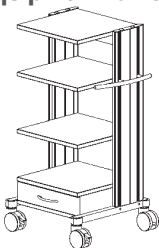
grey	13191
blue	13192
red violet	13193
yellow	13194
turquoise	13195

13171
13172
13173
13174
13175

functional carts 45

For optimal stability each cart with carrier unit up from 957 mm and without drawers has to be equipped with one horizontal arm, ref. no. 16555. Push handles are not part of basic combination. **Delivery assembled without surcharge.**

equipment tower



chassis with basic shelf, castors Ø 100 mm, 2 lockable, aluminium carrier columns with standard height 957 mm, 4 trays 450 mm deep, 1 drawer 100 mm high.

**Dim.:
545 x 560 x 1.123 mm
(w x d x h)**

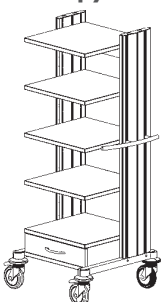
Push handles see on page 11.

Colour of drawer handle and decorative strips:

grey	13881
blue	13882
red violet	13883
yellow	13884
turquoise	13885

13691
13692
13693
13694
13695

endoscopy cart



chassis with basic shelf and 4 electrically conductive castors Ø 125 mm, 2 lockable. Maximum load capacity 250 kg. Aluminium carrier columns with standard height 1218 mm, 5 shelves 450 mm deep, 1 drawer 100 mm high.

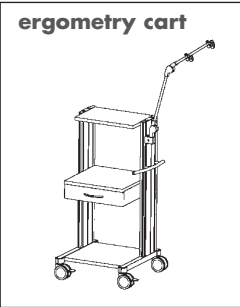
**Dim.:
5545 x 560 x 1.417 mm
(w x d x h)**

Push handles see on page 11.

Colour of drawer handle and decorative strips:

grey	13821
blue	13822
red violet	13823
yellow	13824
turquoise	13825

13081
13082
13083
13084
13085

Item	Description	Ref. no.	Ref. no.
		swingo® wood-plastic	swingo®clinic metal
	<p>chassis with castors Ø 100 mm, 2 lockable, 1 drawer, 100 mm high, shelf 300 mm deep, cable holder ref. no.13926</p> <p>Dim.: 545 x 560 x 1.123 mm (w x d x h)</p> <p>Push handles see on page 11.</p>	<p>Colour of drawer handle and decorative strips:</p> <p>grey 16451 blue 16452 red violet 16453 yellow 16454 turquoise 16455</p>	<p>16461 16462 16463 16464 16465</p>

swingo® 60 + swingo®-clinic 60 ≙ shelf width 60 cm

basic carts 60

	<p>with 1 drawer, castors 100 mm Ø, please order push handles separately, delivery disassembled; assembled delivery against surcharge.</p> <p>Dim.: 700 x 560 x 811 mm (w x d x h)</p> <p>Push handles see on page 11.</p>	<p>Colour of drawer handle and decorative strips:</p> <p>grey 13011 blue 13012 red violet 13013 yellow 13014 turquoise 13015</p>	<p>13001 13002 13003 13004 13005</p>
--	---	---	--

	<p>fits neatly under a treatment bed. Practical and space saving! with drawer, Castors Ø 100 mm; delivery disassembled; assembled delivery against surcharge.</p> <p>Dim.: 700 x 560 x 500 mm (w x d x h)</p> <p>Push handles see on page 11.</p>	<p>Colour of drawer handle and decorative strips:</p> <p>grey 13111 blue 13112 red violet 13113 yellow 13114 turquoise 13115</p>	<p>13071 13072 13073 13074 13075</p>
---	--	---	--

	<p>with easy-glide telescopic guidance with engaging mechanism. surface load up to 10 kg</p> <p>Inner dim.: 529 x 384,5 x 74 mm (w x d x h)</p> <p>with totally extensible guidance. surface load up to 30 kg</p> <p>Inner dim.: 506 x 396 x 74 mm (w x d x h)</p>	<p>Colour of drawer handle and decorative strips:</p> <p>grey 13101 blue 13102 red violet 13103 yellow 13104 turquoise 13105</p>	<p>13211 13212 13213 13214 13215</p>
--	--	---	--

The basic model, 800 mm high, can be equipped with up to 6 drawers, the low height cart with up to 3 drawers.

functional carts 60

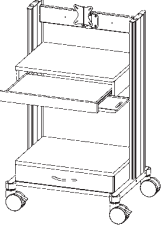
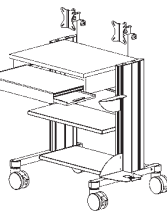
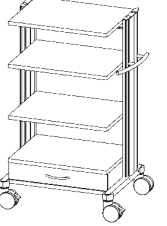
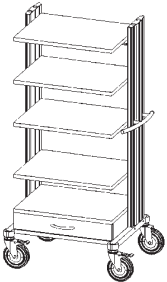
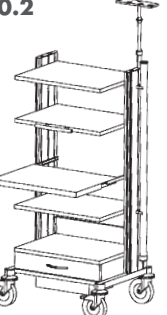
Cart combinations with excellent results in day-to-day use. Can be added to or altered at any time. Push handles are not part of basic combination. **All models shown on the following pages are delivered assembled without surcharge.**

computer cart

	<p>chassis with basic shelf 300 mm and castors Ø 100 mm, 2 lockable, aluminium carrier columns with standard height of 645 mm. Drawer 100 mm high with extensible shelf for key-board, printer or devices including extension for mouse pad; shelf.</p> <p>Dim.: 700 x 560 x 811 mm (w x d x h)</p> <p>Push handles see on page 11.</p>	<p>Colour of decorative strips:</p> <p>grey 13631 blue 13632 red violet 13633 yellow 13634 turquoise 13635</p> <p><u>Recommended accessories:</u></p> <p>Extensible tray metal-version 16703</p> <p>Multiple socket outlet with 4 sockets 21693</p>	<p>13641 13642 13643 13644 13645</p> <p>16703</p> <p>21693</p>
--	--	--	--

Item	Description	Ref. no.	Ref. no.
		swingo® wood-plastic	swingo®clinic metal

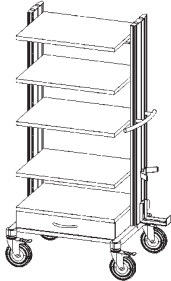
monitoring cart / equipment tower / endoscopy carts

<p>monitoring cart</p> 	<p>chassis 60 with castors Ø 100 mm, 2 lockable. 2 storage shelves, drawer 100 mm high. Extensible shelf for keyboard and extension for mouse pad, right/left, 1 horizontal arm for multiple socket outlet. Display support for flat screen attached to the horizontal arm.</p> <p>Dim. basic cart: 700 x 560 x 1.173 mm (w x d x h)</p>	<p>Colour of decorative strips:</p> <table border="0"> <tr><td>grey</td><td>16491</td><td rowspan="6">16501</td></tr> <tr><td>blue</td><td>16492</td><td>16502</td></tr> <tr><td>red violet</td><td>16493</td><td>16503</td></tr> <tr><td>yellow</td><td>16494</td><td>16504</td></tr> <tr><td>turquoise</td><td>16495</td><td>16505</td></tr> </table>	grey	16491	16501	blue	16492	16502	red violet	16493	16503	yellow	16494	16504	turquoise	16495	16505
grey	16491	16501															
blue	16492		16502														
red violet	16493		16503														
yellow	16494		16504														
turquoise	16495		16505														
<p>double monitoring PC cart</p> 	<p>chassis 60 with castors Ø 100 mm, 2 lockable, basic shelf 300 mm deep, horizontal arm. Extensible shelf for keyboard and extension for mouse pad, right/left. 2 TFT mounts, height-adjustable, PC support for fastening sideways, multiple socket outlet with 4 sockets.</p> <p>Dim. basic cart: 700 x 560 x 811 mm (w x d x h)</p>		<p>Colour of decorative strips:</p> <table border="0"> <tr><td>grey</td><td>16471</td><td rowspan="6">16481</td></tr> <tr><td>blue</td><td>16472</td><td>16482</td></tr> <tr><td>red violet</td><td>16473</td><td>16483</td></tr> <tr><td>yellow</td><td>16474</td><td>16484</td></tr> <tr><td>turquoise</td><td>16475</td><td>16485</td></tr> </table>	grey	16471	16481	blue	16472	16482	red violet	16473	16483	yellow	16474	16484	turquoise	16475
grey	16471	16481															
blue	16472		16482														
red violet	16473		16483														
yellow	16474		16484														
turquoise	16475		16485														
<p>equipment tower</p> 	<p>chassis with basic shelf and castors Ø 100 mm, 2 lockable, load capacity 130 kg. Aluminium carrier columns with standard height 957 mm. 4 shelves 450 mm deep, 1 drawer 100 mm high, 1 horizontal arm for multiple socket outlet.</p> <p>Dim.: 700 x 560 x 1.123 mm (w x d x h)</p> <p>Push handles see on page 11.</p>		<p>Colour of drawer handle and decorative strips:</p> <table border="0"> <tr><td>grey</td><td>13671</td><td rowspan="6">13681</td></tr> <tr><td>blue</td><td>13672</td><td>13682</td></tr> <tr><td>red violet</td><td>13673</td><td>13683</td></tr> <tr><td>yellow</td><td>13674</td><td>13684</td></tr> <tr><td>turquoise</td><td>13675</td><td>13685</td></tr> </table>	grey	13671	13681	blue	13672	13682	red violet	13673	13683	yellow	13674	13684	turquoise	13675
grey	13671	13681															
blue	13672		13682														
red violet	13673		13683														
yellow	13674		13684														
turquoise	13675		13685														
<p>endoscopy cart</p> 	<p>chassis with basic shelf and 4 electrically conductive castors Ø 150 mm, 2 lockable, maximum load capacity 250 kg. Aluminium carrier columns with standard height 1218 mm, 5 shelves 450 mm deep, 1 drawer 100 mm high, 1 horizontal arm for multiple socket outlet.</p> <p>Dim.: 700 x 560 x 1.445 mm (w x d x h)</p> <p>Holding device for endoscopes please see on page 21. Push handles see on page 11.</p>		<p>Colour of drawer handle and decorative strips:</p> <table border="0"> <tr><td>grey</td><td>13841</td><td rowspan="6">13371</td></tr> <tr><td>blue</td><td>13842</td><td>13372</td></tr> <tr><td>red violet</td><td>13843</td><td>13373</td></tr> <tr><td>yellow</td><td>13844</td><td>13374</td></tr> <tr><td>turquoise</td><td>13845</td><td>13375</td></tr> </table>	grey	13841	13371	blue	13842	13372	red violet	13843	13373	yellow	13844	13374	turquoise	13845
grey	13841	13371															
blue	13842		13372														
red violet	13843		13373														
yellow	13844		13374														
turquoise	13845		13375														
<p>endoscopy cart 60.2</p> 	<p>chassis 60 with electrically conductive castors Ø 150 mm, 2 lockable. Basic shelf, 4 shelves 450 mm deep, 1 extensible shelf. Drawer 100 mm high, horizontal arm and universal holder for endoscopy, central switch (inside of column), base frame isolation transformer, NTT 2000, 6 x IEC 320.</p> <p>Dim.: 700 x 560 x 1.445 mm (w x d x h)</p>		<p>Colour of drawer handle and decorative strips:</p> <table border="0"> <tr><td>grey</td><td></td><td rowspan="2">16518</td></tr> <tr><td>blue</td><td></td><td>16544</td></tr> </table>	grey		16518	blue		16544								
grey		16518															
blue			16544														

Item	Description	Ref. no.	Ref. no.
		swingo® wood-plastic	swingo®clinic metal

MIS cart / ergometry cart / emergency cart

MIS-cart



Chassis enlarged towards the back, with basic shelf and 4 electrically conductive castors Ø 150 mm, 2 lockable, maximum load capacity 250 kg; inclusive horizontal arm and anti-sliding mat; aluminium carrier columns with standard height of 1218 mm, 5 shelves 450 mm deep, 1 drawer 100 mm high, 1 bottle holding device for 5/10 liters bottles, 1 multiple socket outlet with 4 sockets.

Dim.:
700 x 560 x 1.445 mm
(w x d x h)

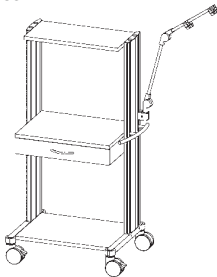
Push handles see on page 11.

Colour of drawer handle and decorative strips:

grey	13851
blue	13852
red violet	13853
yellow	13854
turquoise	13855

13461
13462
13463
13464
13465

ergometry-/stimulant current cart



Chassis with basic shelf and castors Ø 100 mm, 2 lockable, aluminium carrier columns with standard height of 1218 mm. Drawer, 100 mm high. upper shelf, 300 mm deep, cable holder.

Dim.:
700 x 560 x 1.384 mm
(w x d x h)

Push handles see on page 11.

Colour of drawer handle and decorative strips:

grey	13331
blue	13332
red violet	13333
yellow	13334
turquoise	13335

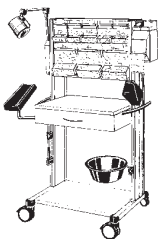
13381
13382
13383
13384
13385

Recommended accessories:

additional shelf, 300 mm deep	13905
--------------------------------------	--------------

13944

injection cart PicBox®Plus



Chassis with basic shelf and castors Ø 100 mm, 2 lockable, aluminium carrier columns with standard height of 1218 mm. Drawer 100 mm high. Drawer insert with variable partitions. PicBox®, injection set and KOMBI-set. Schluckfix needle container (set with 20 boxes). Waste bowl with s/s dish, arm support. The Halux® 35 lamp is not included in the basic version

Dim.:
780 x 560 x 1.384 mm
(w x d x h)

Push handles see on page 11.

Colour of drawer handle and decorative strips:

grey	13321
blue	13322
red violet	13323
yellow	13324
turquoise	13325

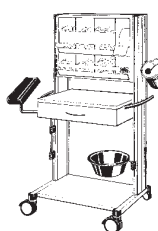
13391
13392
13393
13394
13395

Recommended accessories:

CUPFIX ampoule opener	13921	
Halogen examination light Halux®		see on page 22

13921

injection cart COMPACT



Chassis with basic shelf and castors Ø100 mm, 2 lockable, aluminium carrier columns with standard height of 1218 mm. Drawer 100 mm high. Drawer insert with variable partitions. COMPACT injection set. Needle container Medi-Müll (set with 20 boxes). Arm rest. Waste bowl with s/s dish.

Dim.:
970 x 560 x 1.384 mm
(w x d x h)

Push handles see on page 11.

Colour of drawer handle and decorative strips:

grey	13311
blue	13312
red violet	13313
yellow	13314
turquoise	13315

13481
13482
13483
13484
13485


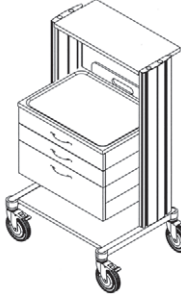


Recommended accessories:

CUPFIX ampoule opener	13921	
Halogen examination light Halux®		see on page 22

13921

Item	Description	Ref. no.	Ref. no.
		swingo® wood-plastic	swingo®-clinic metal

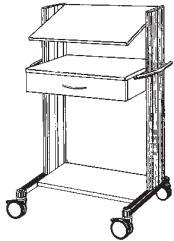
emergency cart / anaesthesia cart / gynaecology cart

<p>emergency cart I</p> 	<p>chassis with basic shelf and 4 electrically conductive castors Ø 150 mm, 2 lockable, maximum load capacity 250 kg. Aluminium carrier columns with standard height of 645 mm. S/s tray 450 mm deep. 2 drawers 100 mm high. 1 drawer 200 mm high.</p> <p>Dim.: 700 x 560 x 873 mm (w x d x h)</p> <p>Push handles see on page 11.</p>	<p>Colour of drawer handle and decorative strips:</p> <p>grey 13521 blue 13522 red violet 13523 yellow 13524 turquoise 13525</p> <p><u>Recommended accessories:</u></p> <p>Cardiac massage board 13948 Single use seal 13958</p>	<p>13361 13362 13363 13364 13365</p> <p>13948 13958</p>
<p>emergency cart II</p> 	<p>chassis with basic shelf and 4 electrically conductive castors Ø 150 mm, 2 lockable, maximum load capacity 250 kg. Aluminium carrier columns, height 957 mm. Shelf 300 mm deep with anti-sliding mat for defibrillator, s/s tray, 450 mm deep, 2 drawers 100 mm high, 1 drawer 200 mm high.</p> <p>Dim.: 700 x 560 x 1.185 mm (w x d x h)</p> <p>Push handles see on page 11.</p>	<p>Colour of drawer handle and decorative strips:</p> <p>grey 13831 blue 13832 red violet 13833 yellow 13834 turquoise 13835</p> <p><u>Recommended accessories:</u></p> <p>Cardiac massage board 13948 Single use seal 13958</p>	<p>13421 13422 13423 13424 13425</p> <p>13948 13958</p>
<p>anaesthesia cart</p> 	<p>chassis with basic shelf and 4 electrically conductive castors Ø 150 mm, 2 lockable maximum load capacity 250 kg. Aluminium carrier columns, height 645 mm. 5 drawers 100 mm high. Gallery.</p> <p>Dim.: 700 x 560 x 896 mm (w x d x h)</p> <p>Push handles see on page 11</p>	<p>Colour of drawer handle and decorative strips:</p> <p>grey 13861 blue 13862 red violet 13863 yellow 13864 turquoise 13865</p>	<p>13441 13442 13443 13444 13445</p>
<p>gynaecology cart</p> 	<p>basic cart with castors Ø 100 mm, 2 lockable. Drawer 100 mm high, heated. Drawer 100 mm high. Drawer insert with variable partitions. Waste bowl with s/s dish. Used instrument container with poly-propylene bowl. The Halux® 35 light is not included in the basic version.</p> <p>Dim.: 700 x 560 x 811 mm (w x d x h)</p> <p>Attention: if you order the Halux® 35 lamp at the same time only one push handle can be used.</p>	<p>Colour of drawer handle and decorative strips:</p> <p>grey 13341 blue 13342 red violet 13343 yellow 13344 turquoise 13345</p> <p><u>Recommended accessories:</u></p> <p>Multiple socket outlet with 4 sockets 21693</p> <p>Halogen examination lamp Halux® 20 S see on page 22</p>	

Item	Description	Ref. no.	Ref. no.
		swingo® wood-plastic	swingo®clinic metal

writing desk cart / standing desk cart / nursing cart for rooming-in

writing desk cart



chassis with basic shelf 300 mm deep and castors Ø 100 mm, 2 lockable. Aluminium carrier columns, height 957 mm. Shelf with adjustable inclination 450 mm deep with antislid edge, drawer 100 mm high, shelf 450 mm deep, drawer insert with variable partitions, writing height: approx. 1040 mm.

Dim.:
700 x 560 x 1.123 mm
(w x d x h)

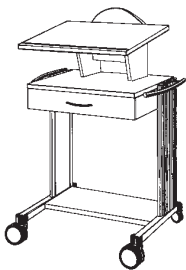
Push handles see on page 11.

Colour of drawer handle and decorative strips:

grey	13661
blue	13662
red violet	13663
yellow	13664
turquoise	13665

13451
13452
13453
13454
13455

standing desk cart



chassis with basic shelf 300 mm deep and castors Ø 100 mm, 2 lockable, 1 drawer 100 mm high. Desk attachment consisting of: angled writing board, dim.: 600 x 450 mm (w x d), utensil insert and pencil holder, storage compartment, internal height (front): approx. 200 mm, writing height: approx. 1030 mm.

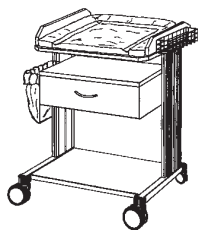
Dim.:
700 x 560 x 1.150 mm
(w x d x h)

Push handles see on page 11.

Colour of drawer handle and decorative strips:

grey	13351
blue	13352
red violet	13353
yellow	13354
turquoise	13355

nursing cart for rooming-in



chassis with basic shelf and castors Ø 100 mm, 2 lockable, aluminium carrier columns with standard height of 645 mm. Upholstered swaddling surface (alternating pattern), shelf for accessories, drawer 200 mm high, at the right side basket for cream, powder etc., aluminium colour waste collector Piccolo with lid and 1 roll of plastic bags 15 ltrs. content.

Dim.:
700 x 750 x 928 mm
(w x d x h)

Colour of drawer handle and decorative strips:

grey	13651
blue	13652
red violet	13653
yellow	13654
turquoise	13655

swaddling surface

seperately (alternating pattern)

14875

System parts for swingo® + swingo®-clinic 45 and 60

The reference numbers include the attachment fittings. Individually configured carts are delivered assembled without surcharge.

chassis

for cart 45

chassis with basic shelf



Attention:
for optimal stability each cart has to be equipped with at least 1 drawer or 1 horizontal arm, ref. no. 16555 see on page 17.

Shelf: 450 x 450 mm (w x d)

Dim.: 545 x 560 mm (w x d) with grey bumpers and
x castors Ø 100 mm, for loading capacity up to 130 kg, height: 149 mm

swingo® wood-plastic	swingo®-clinic metal
Ref. no.	Ref. no.
13130	13100

x castors Ø 125 mm, 2 lockable, for loading capacity up to 130 kg, height: 200 mm

13120	13110
--------------	--------------

for cart 60

chassis with basic shelf



Attention
for optimal stability each cart has to be equipped with at least 1 drawer or 1 horizontal arm, ref. no. 16555 see on page 17.

Shelf: 600 x 450 mm (w x d)

Dim.: 700 x 560 mm (w x d), with grey bumpers and
x castors Ø 100 mm, for loading capacity up to 130 kg, height: 149 mm

swingo® wood-plastic	swingo®-clinic metal
Ref. no.	Ref. no.
13300	13600

x castors Ø 125 mm, 2 lockable, for loading capacity up to 130 kg, height: 200 mm

13200	13500
--------------	--------------

x castors Ø 150 mm, electrically conductive, 2 lockable, for loading capacity up to 250 kg, height: 224 mm

13400	13700
--------------	--------------

chassis enlarged towards the back



for mounting oxygen bottles; castors Ø 150 mm, electrically conductive, 2 lockable, for loading capacity up to 250 kg, height: 224 mm inclusive of horizontal arm and anti-sliding mat for support of the bottles.

swingo® wood-plastic	swingo®-clinic metal
Ref. no.	Ref. no.
13900	13800

chassis with 300 mm shelf



the 300 mm deep shelf is suitable for seated and standing activities.

Shelf: 450 x 300 mm (w x d)

Dim.: 545 x 560 mm (w x d) with grey bumpers and castors Ø 100 mm, for loading capacity up to 130 kg, height: 149 mm

swingo® wood-plastic	swingo®-clinic metal
Ref. no.	Ref. no.
16671	16672

chassis with 300 mm shelf



the 300 mm deep shelf is suitable for seated and standing activities.

Shelf: 600 x 300 mm (w x d)

Dim.: 700 x 560 mm (w x d) with grey bumpers and castors Ø 100 mm, for loading capacity up to 130 kg, height: 149 mm

swingo® wood-plastic	swingo®-clinic metal
Ref. no.	Ref. no.
16673	16674

Item	Description	Ref. no.	Ref. no.
		swingo® wood-plastic	swingo®clinic metal

castors

castors Ø 100 mm



surcharge for 2 lockable plastic castors Ø 100 mm, load capacity up to 130 kg

13906

13906

electrically conductive
surcharge for 4 plastic castors Ø 100 mm, 2 lockable, load capacity up to 130 kg.

13907

13907

castors Ø 125 mm



plastic castors Ø 125 mm, 2 lockable, load capacity up to 130 kg.

13938

13938

electrically conductive
surcharge for 4 plastic castors Ø 125 mm, 2 lockable, load capacity up to 130 kg.

13939

13939

castors Ø 150 mm



surcharge for 4 metal castors Ø 150 mm, 2 lockable, load capacity up to 250 kg.

15702

15702

electrically conductive
surcharge for 4 metal castors Ø 150 mm, 2 lockable, load capacity up to 250 kg.


13940

13940

carrier columns

For the guarantee of an optimal stability each cart with carrier columns up from 957 mm and without drawers has to be equipped with one horizontal arm, ref. no. 16555 or ref. no. 16554. See on page 17.

aluminium carrier columns, a pair, stadard heights



strong and stable, with integrated cable duct and decorative strips in different colours.

The total height of the cart depends on the size of the castors. See on page 2

height 645 mm

Colour of decorative strips

grey	13611	13611
blue	13612	13612
red violet	13613	13613
yellow	13614	13614
turquoise	13615	13615

height 801 mm

Colour of decorative strips

grey	16681	16681
blue	16682	16682
red violet	16683	16683
yellow	16684	16684
turquoise	16685	16685

height 957 mm

Colour of decorative strips

grey	13711	13711
blue	13712	13712
red violet	13713	13713
yellow	13714	13714
turquoise	13715	13715

height 1217 mm


Colour of decorative strips

grey	13621	13621
blue	13622	13622
red violet	13623	13623
yellow	13624	13624
turquoise	13625	13625

Item	Description	Ref. no.	Ref. no.
		swingo® wood-plastic	swingo®-clinic metal

carrier columns / additional cable duct / cover profile

aluminium carrier columns, a pair, individual heights



Please state measurements in 52 mm steps.

The total height of the cart depends on the size of the castors. See page 2

height \ colours	grey	blue	red violet	yellow	turquoise	
0 – 645 mm	13731	13732	13733	13734	13735	
0 – 1217 mm	13741	13742	13743	13744	13745	
0 – 2000 mm	13751	13752	13753	13754	13755	

additional cable duct



offers additional space for different cables.

Elegant aluminium profile fitting to swingo®-profile. Mounting at the rear of the shelf or at the right or left side of the shelf.

Unit price

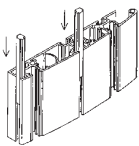
Please indicate the height in your order.

height 957 mm
height 1218 mm
individual height 0-2000 mm
(please indicate height in your order)

16187
16180
16182

16187
16180
16182

cover profile



for frontal and lateral slots of swingo® profile. For all heights, set for a pair of profiles, grey.

15824

15824

handles

push handle



exclusive metal design, high quality laminate.

Unit price

Attention: this will widen the cart 50 mm (per 1 handle).

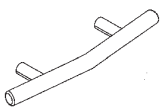
Colour:

grey
blue
red violet
yellow
turquoise

13801
13802
13803
13804
13805

13801
13802
13803
13804
13805

push handle, short



exclusive metal design, high quality laminate.

For mounting at the front side of a shelf

Dim.: 260 x 60 x 20 mm

Unit price

Colour:

grey
blue

16166
16167

16166
16167

drawer handle



with label window, made of ABS plastic

Unit price

Colour:
grey

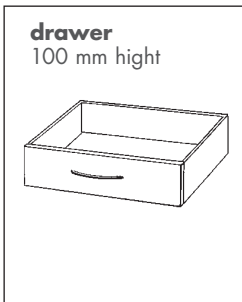
20061

20061

drawers / drawer inset

Please order an additional to cover the top drawer.

for cart 45



drawer
100 mm high

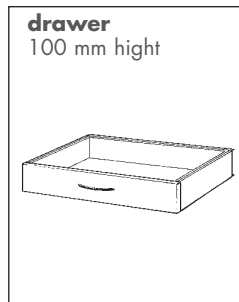
with easy-gliding telescopic guidance and engaging mechanism

Inner dim. swingo®:
378 x 384,5 x 74 mm (w x d x h)

Inner dim. swingo®-clinic:
356 x 396 x 74 mm (w x d x h)

swingo® wood-plastic		swingo®-clinic metal	
Color of handle	Ref. no.	Ref. no.	Ref. no.
grey	13181	13891	
blue	13182	13892	
red violet	13183	13893	
yellow	13184	13894	
turquoise	13185	13895	

for cart 60



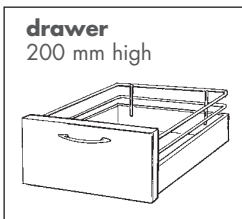
drawer
100 mm high

with easy-glide spherical telescopic guidance and engaging mechanism.

Inner dim. swingo®:
529 x 384,5 x 74 mm (w x d x h)

Inner dim. swingo®-clinic:
506 x 396 x 74 mm (w x d x h)

swingo® wood-plastic		swingo®-clinic metal	
Color of handle	Ref. no.	Ref. no.	Ref. no.
grey	13101	13211	
blue	13102	13212	
red violet	13103	13213	
yellow	13104	13214	
turquoise	13105	13215	



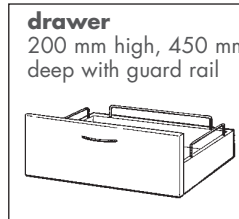
drawer
200 mm high

with easy-gliding telescopic guidance and engaging mechanism.

Inner dim. swingo®:
378 x 384,5 x 190 mm (w x d x h)

Inner dim. swingo®-clinic:
356 x 396 x 150 mm (w x d x h)

swingo® wood-plastic		swingo®-clinic metal	
Color of handle	Ref. no.	Ref. no.	Ref. no.
grey	16001	16011	
blue	16002	16012	
red violet	16003	16013	
yellow	16004	16014	
turquoise	16005	16015	

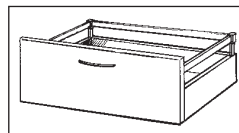


drawer
200 mm high, 450 mm deep with guard rail

with easy-glide spherical telescopic guidance and engaging mechanism.

Inner dim. swingo®:
529 x 384,5 x 190 mm (w x d x h)

swingo® wood-plastic		swingo®-clinic metal	
Color of handle	Ref. no.	Ref. no.	Ref. no.
grey	13201		
blue	13202		
red violet	13203		
yellow	13204		
turquoise	13205		



drawer
200 mm high, 450 mm deep with guard rail

with easy-glide spherical telescopic guidance and engaging mechanism.

Inner dim. swingo®-clinic:
506 x 396 x 150 mm (w x d x h)

		swingo®-clinic metal	
Color of handle	Ref. no.	Ref. no.	Ref. no.
grey		13221	
blue		13222	
red violet		13223	
yellow		13224	
turquoise		13225	

Surcharge for lockable drawer

for drawer 100 mm height

swingo® wood-plastic		swingo®-clinic metal	
Ref. no.	Ref. no.	Ref. no.	Ref. no.
13994		15869	

for drawer 200 mm height

swingo® wood-plastic		swingo®-clinic metal	
Ref. no.	Ref. no.	Ref. no.	Ref. no.
13995		15869	

Surcharge for lockable drawer

for drawer 100 mm height

swingo® wood-plastic		swingo®-clinic metal	
Ref. no.	Ref. no.	Ref. no.	Ref. no.
13962		15003	

for drawer 200 mm height

swingo® wood-plastic		swingo®-clinic metal	
Ref. no.	Ref. no.	Ref. no.	Ref. no.
13990		15003	

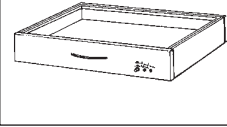
for cart 45

for cart 60

drawer 100 mm high
450 mm deep,
heatable

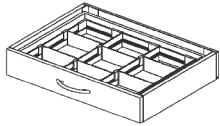
Dimensions of heatable surface:
475 x 335 x 20 mm (w x d x h)

for swingo®



swingo® wood-plastic	
Color of handle Ref. no.	
grey 13401	
blue 13402	
red violet 13403	
yellow 13404	
turquoise 13405	

drawer inset 45

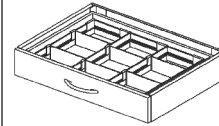


with variable partitions and flexible dividers with 1 lengthway divider and 4 crossway dividers. Made of transparent synthetic material, removable and suitable for cleaning in the dishwasher.

for swingo®-drawer
Dim.: 377 x 384 x 58 mm (w x d x h)

for swingo®-clinic
Dim.: 356 x 389 x 58 mm (w x d x h)

drawer inset 60



with variable partitions and flexible dividers with 2 lengthway dividers and 6 crossway dividers. Made of transparent synthetic material, removable and suitable for cleaning in the dishwasher.

for swingo®-drawer
Dim.: 529 x 384 x 58 mm (w x d x h)

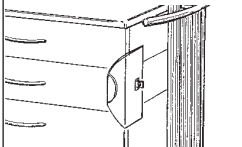
for swingo®-clinic
Dim.: 506 x 389 x 58 mm (w x d x h)

swingo® wood-plastic	swingo®-clinic metal
Ref. no.	Ref. no.
16720	16722

swingo® wood-plastic	swingo®-clinic metal
Ref. no.	Ref. no.
16719	16721

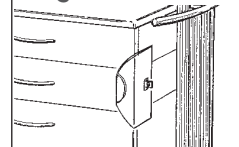
single use seal / PC support

single use seal



for up to 3 drawers, metal, without seals

single use seal



for up to 3 drawers, metal, without seals

swingo® wood-plastic	swingo®-clinic metal
Ref. no.	Ref. no.
13958	13958

swingo® wood-plastic	swingo®-clinic metal
Ref. no.	Ref. no.
13958	13958

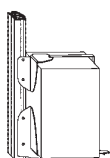
single use seals, blue p. 100

single use seals, blue p. 100

13998	13998
--------------	--------------

13998	13998
--------------	--------------

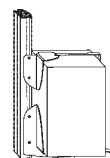
PC support



for fastening sideways and to the right or left of the swingo profile with fixing strip. Suitable for all conventional models, as the mount is vertically adjustable.

RAL 9006 white aluminium powder coated steel

PC support



for fastening sideways and to the right or left of the swingo profile with fixing strip. Suitable for all conventional models, as the mount is vertically adjustable.

RAL 9006 white aluminium powder coated steel

swingo® wood-plastic	swingo®-clinic metal
Ref. no.	Ref. no.
rechts 16339	16339
links 16345	16345

swingo® wood-plastic	swingo®-clinic metal
Ref. no.	Ref. no.
rechts 16339	16339
links 16345	16345

shelves

for cart 45

shelf 300 mm deep



22 mm thick, **width 450 mm**

colour for **swingo®**: white
swingo®-clinic: greywhite RAL 9002

swingo® wood-plastic	swingo®-clinic metal
Ref. no.	Ref. no.
14692	14973

for cart 60

shelf 300 mm deep

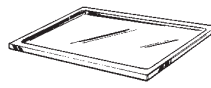


22 mm thick, **width 600 mm**

colour for **swingo®**: white
swingo®-clinic: greywhite RAL 9002

swingo® wood-plastic	swingo®-clinic metal
Ref. no.	Ref. no.
13905	13944

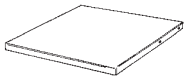
shelf, stainless steel
450 mm deep



25 mm thick, **width 600 mm**.
With rounded edge. Rugged due to the pattern-rolled surface structure. Especially useful as solid working top.

swingo® wood-plastic	swingo®-clinic metal
Ref. no.	Ref. no.
14710	14710

shelf 450 mm deep



22 mm thick, **width 450 mm**
to be used as drawer cover or shelf

colour for **swingo®**: white
swingo®-clinic: greywhite RAL 9002

swingo® wood-plastic	swingo®-clinic metal
Ref. no.	Ref. no.
14691	14693

shelf 450 mm deep



22 mm thick, **width 600 mm**
to be used as drawer cover or shelf

colour for **swingo®**: white
swingo®-clinic: greywhite RAL 9002

swingo® wood-plastic	swingo®-clinic metal
Ref. no.	Ref. no.
13904	13942

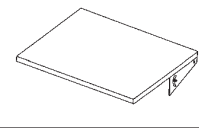
shelf 300 mm deep

with adjustable inclination, steplessly adjustable, 22 mm thick, **width 600 mm**. Ideally suited for monitoring or as writing shelf.

colour for **swingo®**: white
swingo®-clinic: greywhite RAL 9002

swingo® wood-plastic	swingo®-clinic metal
Ref. no.	Ref. no.
13965	13946

shelf 450 mm deep

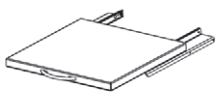


with adjustable inclination, steplessly adjustable, 22 mm thick, **width 600 mm**. Ideally suited for monitoring or as writing shelf.

colour for **swingo®**: white
swingo®-clinic: greywhite RAL 9002

swingo® wood-plastic	swingo®-clinic metal
Ref. no.	Ref. no.
13964	13945

shelf, extensible to the front

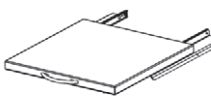


for keyboard, printer or devices,
22 mm thick, incl. handle, gray.
Greywhite RAL 9002.
Load capacity up to 10 kg

Dim.: 450 x 450 mm (w x d)

swingo® wood-plastic	swingo®-clinic metal
Ref. no.	Ref. no.
	16712

shelf, extensible to the front



for keyboard, printer or devices,
32 mm thick, **width 600 mm**,
greywhite RAL 9002.
Load capacity up to 10 kg

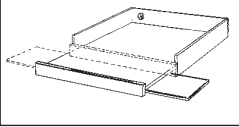
Dim.: 600 x 450 mm (w x d)

swingo® wood-plastic	swingo®-clinic metal
Ref. no.	Ref. no.
	16703

keyboard tray / laptop-safe / anti-slide mat / lateral shelf

for cart 45

keyboard tray 45 with mousepad

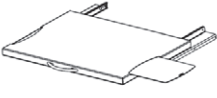


extensible to the front, with double click-in mechanism; including back cover with cable duct for mounting below drawer or shelf. Edge at front of the shelf about 60 mm high, edges at the sides about 100 mm high. For all usual keyboards. With mousepad, extensible to right or left side

swingo® wood-plastic	
Ref. no.	
16000	

for cart 60

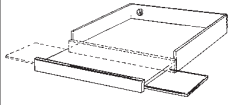
extensible tray 60 for keyboard



with extensible mousepad; about 32 mm thick, grey. Load capacity up to 10 kg

	swingo®-clinic metal
	Ref. no.
	16715


keyboard tray 60 with mousepad



extensible to the front, with double click-in mechanism; including back cover with cable duct for mounting below drawer or shelf. Edge at front of the shelf about 60 mm high, edges at the sides about 100 mm high. For all usual keyboards. With mousepad, extensible to right or left side

swingo® wood-plastic	
Ref. no.	
13976	

laptop-safe lockable



NEW

protects the laptop (up to 17 inches) against theft. Material combination made of grey synthetic material and steel, powder-coated white-aluminium (RAL 9006), mountable on smooth surfaces.

Dim: 489 (451) x 374 x 84 mm (w x d x h)

	Ref. no.
without mousepad	19596
with mousepad	19730

anti-slide mat

made of Ethylen Vinylacetat Copolymer (EVA), transparent.

Dim.: 450 x 450 mm (w x d)

swingo® wood-plastic	swingo®-clinic metal
Ref. no.	Ref. no.
15541	15541

Dim.: 450 x 300 mm (w x d)

16161	16161
--------------	--------------

anti-slide mat

made of Ethylen Vinylacetat Copolymer (EVA), transparent.

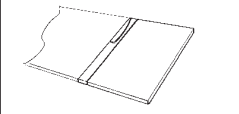
Dim.: 600 x 300 mm (w x d)

swingo® wood-plastic	swingo®-clinic metal
Ref. no.	Ref. no.
13949	13949

Dim.: 600 x 450 mm (w x d)

13950	13950
--------------	--------------

lateral shelf

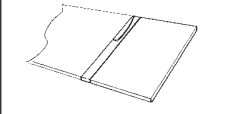


foldable. To be mounted at right or left side of the profile. Loading capacity up to 15 kg.

Dim.: 350 x 450 mm (w x d)

swingo® wood-plastic	swingo®-clinic metal
Ref. no.	Ref. no.
13996	13997

lateral shelf



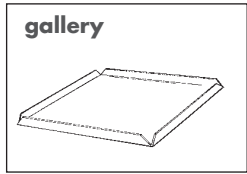
foldable. To be mounted at right or left side of the profile. Loading capacity up to 15 kg.

Dim.: 350 x 450 mm (w x d)

swingo® wood-plastic	swingo®-clinic metal
Ref. no.	Ref. no.
13996	13997

gallery / console for monitoring / holder for the console

for cart 45

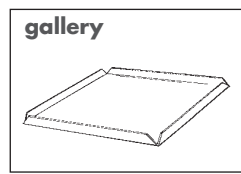


with 10 mm edges, RAL 9006 white aluminium powder-coated.

Dim.: 450 x 450 x 10 mm (w x d x h)

swingo® wood-plastic	swingo®-clinic metal
Ref. no.	Ref. no.
13991	13991

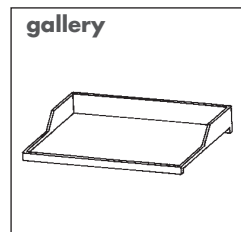
for cart 60



with 10 mm edges, RAL 9006 white aluminium powder-coated.

Dim.: 600 x 450 x 10 mm (w x d x h)

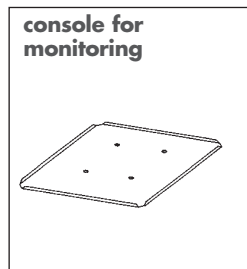
swingo® wood-plastic	swingo®-clinic metal
Ref. no.	Ref. no.
13992	13992



to be fixed on shelf 450 mm deep, stable white polystyrol, with 3 edges

Inner dim.: 573 x 435 mm (w x d)
height in front: 10 mm height
at the rear: 55 mm

swingo® wood-plastic	swingo®-clinic metal
Ref. no.	Ref. no.
13951	13951

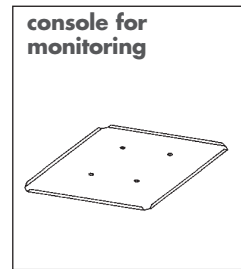


sheet steel plate for swivel arm, RAL 9006 white aluminium powder-coated steel. Loading capacity 15 kg, only if the cart is charged appropriately.

Dim.: 350 x 350 x 10 mm (w x d x h)

Any measurements are possible. Please call us!

swingo® wood-plastic	swingo®-clinic metal
Ref. no.	Ref. no.
13952	13952

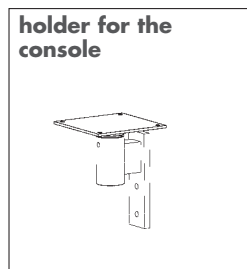


sheet steel plate for swivel arm, RAL 9006 white aluminium powder-coated steel. Loading capacity 15 kg, only if the cart is charged appropriately.

Dim.: 350 x 350 x 10 mm (w x d x h)

Any measurements are possible. Please call us!

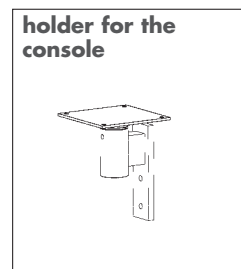
swingo® wood-plastic	swingo®-clinic metal
Ref. no.	Ref. no.
13952	13952



rotatable, for mounting at the swingo profile or on a horizontal arm. RAL 9006 white aluminium

Please order the console for monitoring, Ref. no. 13952 separately.

swingo® wood-plastic	swingo®-clinic metal
Ref. no.	Ref. no.
16359	16359



rotatable, for mounting at the swingo profile or on a horizontal arm. RAL 9006 white aluminium

Please order the console for monitoring, Ref. no. 13952 separately.

swingo® wood-plastic	swingo®-clinic metal
Ref. no.	Ref. no.
16359	16359

horizontal arm / rail / supporting plate for multiple socket outlet

For the guarantee of an optimal stability each cart with carrier columns up from 957 mm and without drawers has to be equipped with one horizontal arm, ref. no. 16555 or ref. no. 16554.

for cart 45

horizontal arm, metal




for additional stability of the cart; offers the possibility to fix a standard rail or a socket board at the front or at the rear.

Dim.: 450 x 20 x 100 mm (w x d x h)

swingo® wood-plastic	swingo®-clinic metal
Ref. no.	Ref. no.
16555	16555

for cart 60

horizontal arm, metal



for additional stability of the cart; offers the possibility to fix a standard rail or a socket board at the front or at the rear.

Dim.: 601 x 20 x 100 mm (w x d x h)

swingo® wood-plastic	swingo®-clinic metal
Ref. no.	Ref. no.
16554	16554

horizontal arm, wood/plastic



for additional safety of equipment. Fixed at the rear of a shelf.


Not suitable for the stabilization.

white

Dim.: 450 x 20 x 110 mm (w x d x h)

swingo® wood-plastic	
Ref. no.	
13984	

horizontal arm, wood/plastic version



for additional safety of equipment. Fixed at the rear of a shelf.

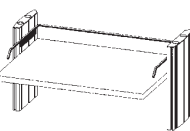
Not suitable for the stabilization.

white

Dim.: 601 x 20 x 110 mm (w x d x h)

swingo® wood-plastic	
Ref. no.	
13983	

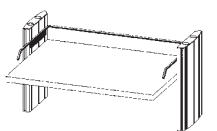
rail 45



for shelf, 450 mm wide, to be mounted at the profiles. White-aluminium, powder-coated, RAL 9002, Ø 8 mm.

swingo® wood-plastic	swingo®-clinic metal
Ref. no.	Ref. no.
16646	16646

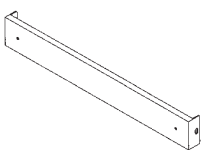
rail 60



for shelf, 450 mm wide, to be mounted at the profiles. White-aluminium, powder-coated, RAL 9006, Ø 8 mm.

swingo® wood-plastic	swingo®-clinic metal
Ref. no.	Ref. no.
16648	16648

supporting plate for multiple socket outlet



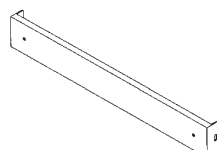
made of metal, greywhite powder-coated RAL 9002; mountable at the rear, at the inner side or below at the profile.

Not suitable for the stabilization of the cart.

Dim.: 450 x 12 x 60 mm (w x d x h)

swingo® wood-plastic	swingo®-clinic metal
Ref. no.	Ref. no.
16235	16235

supporting plate for multiple socket outlet



made of metal, greywhite powder-coated RAL 9002; mountable at the rear, at the inner side or below at the profile.

Not suitable for the stabilization of the cart.

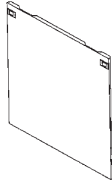
Dim.: 600 x 12 x 60 mm (w x d x h)

swingo® wood-plastic	swingo®-clinic metal
Ref. no.	Ref. no.
16236	16236

rear panel

for cart 45

rear panel for basic model 45



made of sturdy metal, with click-in mechanism, easy mounting without tools.

Dim.: 472 x 645 mm (B x H)

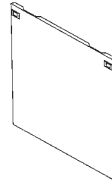
Rear panels with other dimensions on request.

Attention: Please order back cover only together with a swingo® or swingo®-clinic cart; separate order of rear panel is not possible.

swingo® wood-plastic	swingo®-clinic metal
Ref. no.	Ref. no.
16105	16105

for cart 60

rear panel for basic model 60



made of sturdy metal, with click-in mechanism, easy mounting without tools.

Dim.: 600 x 645 mm (B x H)

Rear panels with other dimensions on request.

Attention: Please order back cover only together with a swingo® or swingo®-clinic cart; separate order of rear panel is not possible.

swingo® wood-plastic	swingo®-clinic metal
Ref. no.	Ref. no.
14714	14714

additional rear panel

for carts with standard height 1217 mm. The additional rear panel has to be used together with rear panel ref. 16105 to cover the whole back of the high cart. Please order both together!

Dim.: 472 x 575 mm (B x H)

swingo® wood-plastic	swingo®-clinic metal
Ref. no.	Ref. no.
16106	16106

additional rear panel

for carts with standard height 1217 mm. The additional rear panel has to be used together with rear panel ref. 14714 to cover the whole back of the high cart. Please order both together!

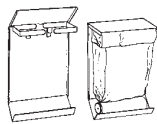
Dim.: 600 x 575 mm (B x H)

swingo® wood-plastic	swingo®-clinic metal
Ref. no.	Ref. no.
14715	14715

Accessories for swingo® + swingo®-clinic 45 and 60

waste collectors / waste containers

waste collector Piccolo



sheet metal, aluminium colour laminated. Lid see below. 1 roll of waste bags 15 ltrs. included.

aluminium colour laminated

Dim.: 280 x 160 x 410 mm (w x d x h)

Ref. no. **13908**

s/s
Ref. no. **13909**

lid for Piccolo

Dim.: 280 x 170 x 20 mm (w x d x h)

aluminium colour laminated
Ref. no. **07874**

s/s
Ref. no. **09636**

roll of disposal bags

15 ltr. with 50 bags, grey,
Minimum order quantity 10 rolls.

bulk discounts

For Piccolo and Klapp-Kuli,
Ref. no. **05191** per roll

waste container for instruments



with polypropylene bowl with slit lid, can be sterilized, white.

Dim.: 300 x 230 x 130 mm (w x d x h)

Ref. no. **13912**

waste collector with knee operation



with practical knee operated opening system, body in ABS plastic, white RAL 9016, fixing material included.

capacity 8 ltrs.

Dim.: 220 x 220 x 360 mm (w x d x h)

Ref. no. **16701**


capacity 20 ltrs.

Dim.: 350 x 250 x 520 mm (w x d x h)

Ref. no. **16702**

For fixing at the swingo® or swingo-clinic®. Please order 2 standard rails, ref. no. 13924 extra.

waste container



with s/s bowl Ø 320 mm with attachment device

Ref. no. **13911**

alegro - monitor carrier system

For steplessly and precisely fixation without any physical exertion. Horizontally and vertically rotatable, tilting and swivelling function. Monitor adaption VESA 75/100.

alegro monitor holder



on tightly adjusted rod in the carrier profile.

Load capacity up to 12 kg
Ref. no. **25023**

Load capacity up to 18 kg
Ref. no. **25049**

alegro holder for double monitoring



on aluminum-traverse between two carrier profiles for a precise synchronous positioning. Cable duct inside the carrier profiles.

for cart 60

Load capacity up to 2 x 12 kg
Ref. no. **25003**

Load capacity up to 2 x 18 kg
Ref. no. **25029**

alegro monitor holder **NEW**



on aluminum-traverse between two carrier profiles. Cable duct inside the carrier profiles.

for cart 45

Load capacity up to 12 kg
Ref. no. **25064**


Load capacity up to 18 kg
Ref. no. **25055**

for cart 60

Load capacity up to 12 kg
Ref. no. **25062**

Load capacity up to 18 kg
Ref. no. **25063**

alegro monitor holder on swivel arm



with 1 hinge joint and integrated cable duct. Reach 300 mm.

Load capacity up to 12 kg
Ref. no. **25024**

Load capacity up to 18 kg
Ref. no. **25050**

alegro monitor holder on swivel arm



with 2 hinge joints and integrated cable duct. Reach 300 mm.

Load capacity up to 12 kg
Ref. no. **25020**

Load capacity up to 18 kg
Ref. no. **25046**

alegro monitor holder on articulated arm



with adapter angle outside or inside of the carrier profile and integrated cable duct. Reach 300 mm.

Load capacity up to 12 kg
Ref. no. **25013**

Load capacity up to 18 kg
Ref. no. **25039**

alegro monitor holder on double articulated arm



with adapter angle outside or inside of the carrier profile and integrated cable duct. Reach 2 x 150 mm.

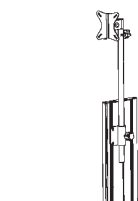
Load capacity up to 12 kg
Ref. no. **25014**

Load capacity up to 18 kg
Ref. no. **25040**

TFT screen mount / swivelling arm

The reference numbers contain the complete accessory part with attachment fittings. All accessories can be fitted easily at the swingo® and swingo®-clinic.

TFT screen mount



for flat screens (VESA standard 75 and 100), attached to a height-adjustable rod. Installation sideways at the profile or to the horizontal arm.

Please order the horizontal arm separately.

Load capacity up to 15 kg

Ref. no. **16346**

swivel arm with TFT-mount **NEW**



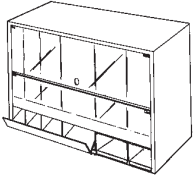
with TFT-mount for flat screens (VESA standard 75 and 100). Inclination and slewable. Slewing range 300 mm, RAL 9006 white aluminium.

Load capacity up to 12 kg

Ref. no. **16638**

dressing material dispenser / injections set / KOMBI-set

COMPACT dressing material dispenser

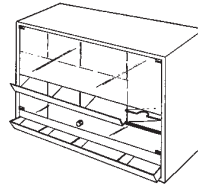


high quality casing, plastic laminated finish, dustproof sealed through Plexiglass cover, ideally arranged for easy access; with 2 s/s magnetic holders for scissors, to be bolted on between the profiles.

Dim.:
600 x 220 x 450 mm (w x d x h).

white
Ref. no. **13913**

COMPACT injection set

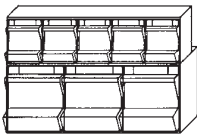


casing as described above; practical compartments with inclination for syringes and needles. To be filled from above - material is removed from below - first-in - first-out.

Dim.:
600 x 220 x 450 mm (w x d x h).

white
Ref. no. **13914**

PicBox® injection set



The dispenser with the first-in/first-out guarantee in accordance with DIN 58953

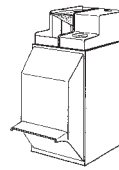
The boxes are replenished from the top, the material taken from below. This ensures that items placed in first will also be used first (first-in/first-out principle).

Greywhite plastic casing with clear glass boxes. Each box with a separate covering lid (dust-proof). Consisting of syringe dispenser with 3 boxes and needle dispensers with 5 boxes. To be bolted on between the profiles.

Dim.:
600 x 200 x 410 mm (w x d x h)

Ref. no. **13915**

KOMBI-set



Additionally recommended

for taking blood samples and giving injections. TAKEFIX swab dispenser and TIPPFIX swab moisturiser plus additional container made of greywhite, unbreakable plastic.

Dim.: 12 x 23 x 26,5 cm (w x d x h)

Ref. no. **13916**

Please note: Dispenser fit only for swingo® 60 and swingo®-clinic 60.

If you wish to know more about our COMPACT and PicBox® range of dispensers please ask for our brochure of supply and waste disposal.

various accessories

fixing set for devices

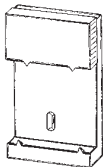


with 4 fixing parts, made of black cellular rubber, adhesive at one side. The fixing parts secure the medical devices against falling down when the cart is moved.

Dim.: 40 x 40 x 5 mm (w x d x h)

Ref. no. **17222**

universal holder snap




for boxes of disposable gloves, tissues or wipes. The spring-loaded clamp is adjustable to fit many box sizes up to about 1 kg; for singlehand operation.

with mounting for swingo® profile

Ref. no. **15606**

Schluckfix used canula container



disposable container for approx. 500 used canulas, made of black recycled plastic. **Schluckfix set with 20 boxes** and attachment

Ref. no. **13917**

Dim.: 55 x 100 x 170 mm (w x d x h)

Schluckfix carton

with 100 boxes without attachment

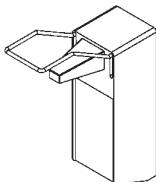
Ref. no. **09490**

attachment

separately for Schluckfix, suitable for **swingo®/swingo®-clinic**

Ref. no. **13918**

soap and disinfectant dispenser

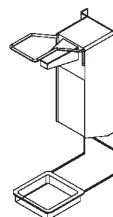


fastening at right or left side is possible. Naturally anodised aluminium. Capacity: 1 ltr.

Dim.:
95 x 90 x 260 mm (w x d x h)

Ref. no. **16087**

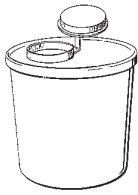
drip pan



with removable bowl, to hang up for the soap and disinfectant dispenser.

Ref. no. **16256**

**disposal boxes
Medi-Müll**



made of sunshine yellow polypropylene with HAEBERLE-green lid.
Offers 3 practical ways for the disposal of all types of needles, including vacuum containers. Ideally suited for scalpels, pipettes, broken glass, swabs etc.
Height 152 mm,
dia. of the lid: 143 mm
dia. of the base: 108 mm
1.5 ltr. capacity.

Medi-Müll set with 20 boxes and attachment.

Ref. no. **13919**

**Medi-Müll
original carton**

with 100 boxes, without attachment

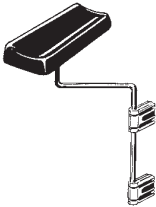
Ref. no. **16653**

mounting

for Medi-Müll suitable for **swingo®/swingo®-clinic**, separately

Ref. no. **13920**

arm support



padded with integral upholstered foam, with 2 attachment hooks, extra sturdy, black

Ref. no. **13923**

catheter holder



made of s/s, 3 compartments, for hanging on standard profile rails.

Dim.:
160 x 80 x 570 mm (w x d x h)

Ref. no. **13959**

Please order standard profile rail too!

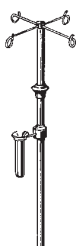
holder



for oxygen bottles 2 ltrs., upper supporting ring Ø 102 mm, lower supporting ring Ø 84 mm

Ref. no. **13956**

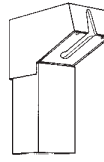
**infusion bottle
holder**



chrome plated, with 4 hooks Ø 25 mm, for use with one hand

Ref. no. **13927**

**CUPFIX
ampoule opener**



greywhite, plastic casing, removable holder for ampoule. Diamond file, spring-mounted, in stainless steel casing.

Dim.:
70 x 150 x 200 mm (w x d x h).

Ref. no. **13921**

Replacement diamond file for CUPFIX
Ref. no. **04663**

mounting

for CUPFIX suitable for **swingo®/swingo®-clinic**, separately

Ref. no. **13922**

**cardiac massage
board**



made of Trespa, a material which is especially hygienic and totally resistant to disinfectants.

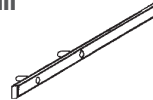
Dim.:
440 x 10 x 640 mm (w x d x h)

Ref. no. **13948**

Emergency set

Please ask us.

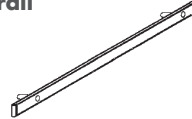
**standard profile
rail**



Metal, with 2 securing points, **length 420 mm**, to secure hold on the sides.

Ref. no. **13924**

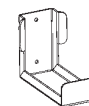
**standard profile
rail**



Metal, with 2 securing points, **length 440 mm**, to secure hold on the rear.

Ref. no. **13953**

holder



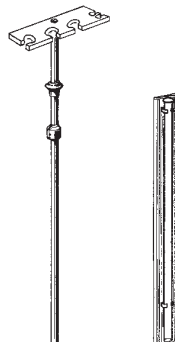
for oxygen bottles 5/10 ltrs. with Ø up to 145 mm; upper holder with fixing tape included.

Ref. no. **16322**

upper holder with fixing tape, separately

Ref. no. **16324**

**universal holder
for endoscopy**



for all usual endoscopes. Made of plexiglass with openings for all types of endoscopes and accessories. Height adjustable rod.

Ref. no. **13979**

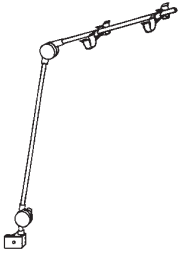
Plexiglass tube, 1200 mm, open at the bottom inner Ø 32 mm; outside diam. Ø 40 mm. With holding clips for **swingo®**

Ref. no. **13977**

dto., closed at the bottom for disinfection fluid

Ref. no. **13978**

cable and hose holder



grey, reach approx. 950 mm

Ref. no. **13926**

cable and hose holder with flex-shaft



with 2 joints of plastic, arms in silver aluminium and chromium-plated flex-shaft. With attachment

Ref. no. **16651**

hook

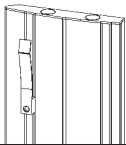


white plastic;

Dim.: 34 x 66 x 70 mm (B x H x T)

Ref. no. **15171**

cable clip



grey plastic, attached to the profile slot.

Ref. no. **19015**

holder for Kensington-Lock



attached to the profile for protection of notebooks. Without lock.

Ref. no. **16424**

holder for camera



made of plastic (POM = polyoxymethylen)

Dim.: 25 x 6 x 40 mm (w x d x h)

Ref. no. **15390**

Halux®20 S examination light



The extremely light intense halogen cold-light reflector examination light.

18.000 lux at a distance of 0.5 m.

Objects are exposed to minimal heat. Ergonomic design. Halogen bulb 12 V/ 20 W/10° spot 850 mm range.

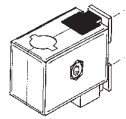
Ref. no. **12181**

clamp for swingo®

Ref. no. **14659**

You will find details on other medical lamps in the separate brochure.

attachment hook




for universal use with all **swingo®** and **swingo®-clinic** attachment units.

Suitable for use on circular pipes of 10 and 16 mm Ø

Ref. no. **13929**

multiple socket outlet



4 grounding sockets, 3 m long with moulded grounding plug, green 2-pin switch, quality housing anodised aluminium, 2 grey plastic fastening angles included.

Dim.: 269 x 44 x 44 mm (w x d x h)

Ref. no. **21693**

Further multiple socket outlets you will find in the separate electrical accessories list.

electrical accessories

Suitable for the equipment cart systems, we offer you a comprehensive range of electrical accessories in various country-specific versions.

- The product range contains:
- Standard multiple socket outlets
 - Modular multiple socket outlets
 - Central on/off switch
 - Isolating transformers
 - Equipotential bonding system MultiContact POAG
 - Electrical connections according to IEC 320 C13/C14
 - Cable management and plug-out protection

On request we send you the separate list with information about the electrical accessories. Please feel free to contact our customer consultants.

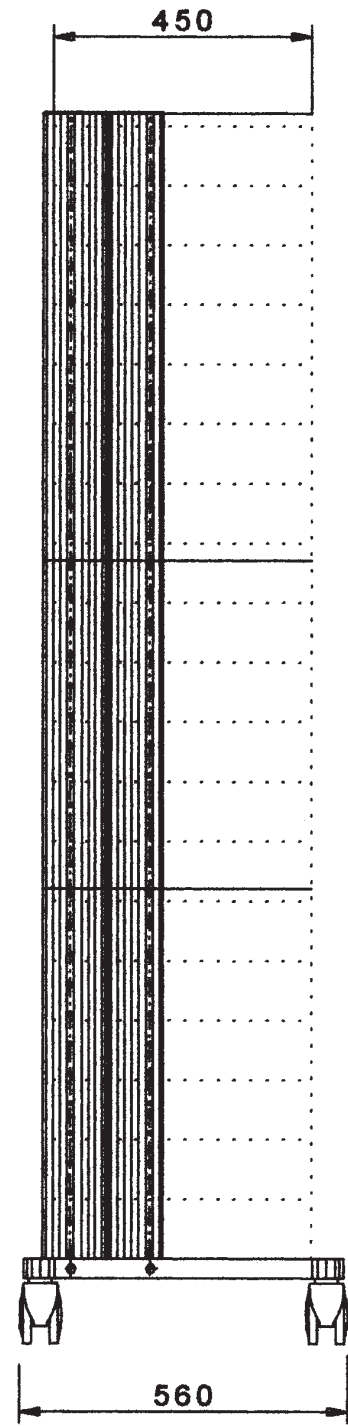
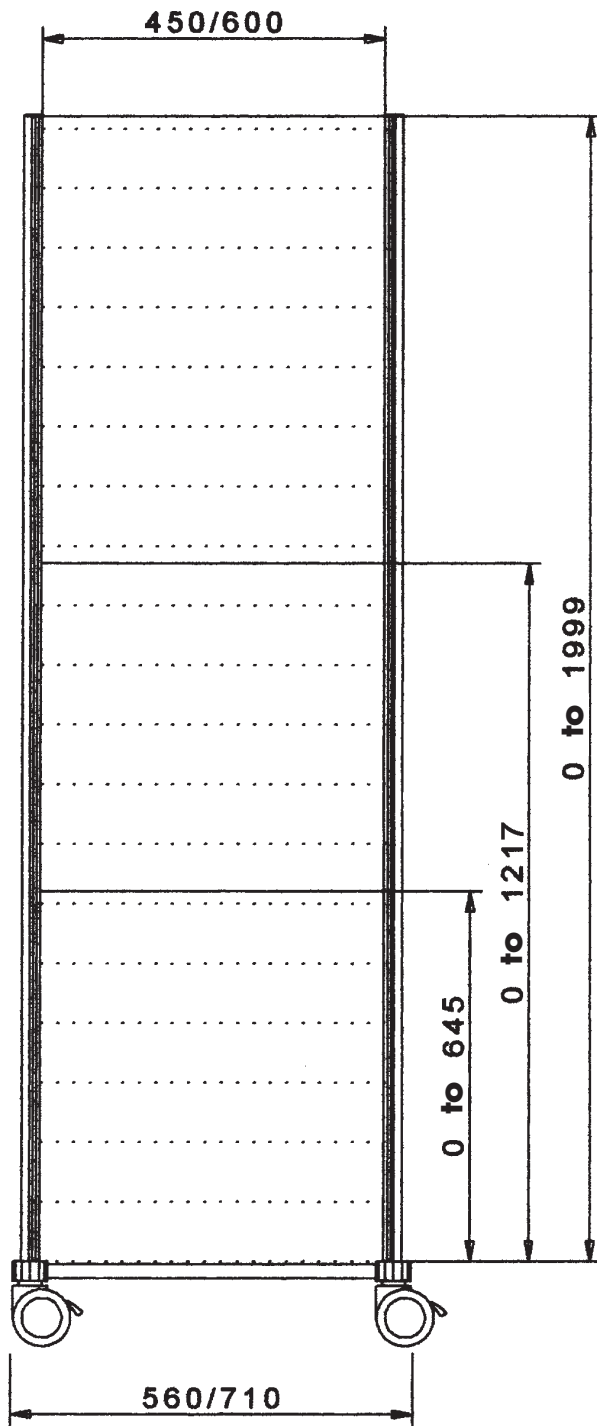
All prices are understood exclusive of VAT. As an innovative company we reserve the right to amend prices and designs. As for the rest our General Terms of Business in the valid version apply.

WEEE-Reg.-Nr. DE 20235235



Planing sketch for individual heights of carrier profiles

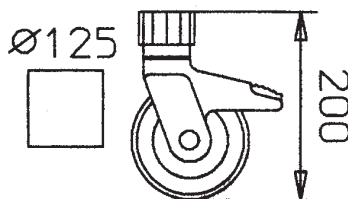
up to 1999 mm, in 52 mm steps



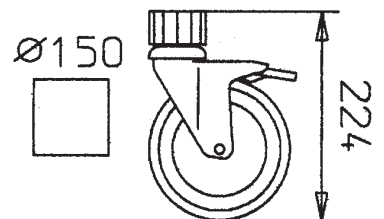
Please select the diameter of the castors for your cart:



up to 130 kg



up to 130 kg



up to 250 kg

HAEBERLE

multifunctional cart systems

HAEBERLE specializes in particular in providing customized OEM versions for industrial clients. Let us know your specifications and we will provide you a product according to your individual requirements.





Please contact us!



Our versatile product range

You have the choice:
swingo® in wood-plastic version
swingo®. clinic in metal version



Your medical distributor

HAEBERLE GmbH + Co. KG

Breitwiesenstr. 13

DE-70565 Stuttgart

P.O.Box 800524 · DE-70505 Stuttgart

Phone +49 (0) 7 11/7 83 14-0

Fax +49 (0) 7 11/7 83 14-77

Email: info@haeberle-med.de

Internet: www.haerberle-med.de