

# duo-cart



# THE OPTIMUM PC AND MEASURING CART

## duo-cart

A strong solution.

Two support columns provide a high level of stability and with separate cable routing for power cables and data lines. **duo-cart** is suitable for a wide range of settings and all applications where medical measuring instrumentation and PCs are working together.

- PC cart
- Test and measurement cart
- Mobile data capture
- Ward and service deployment





Mobile data capture



Body contouring



Eye surgery



PC and measuring cart

technical data	30
----------------	----

ordering data duo-cart	34
------------------------	----

# THE IDEAL PLATFORM FOR YOUR SOLUTIONS



- Separating routing for data and power lines with two support columns
- Mounting holders for medical equipment in the support columns
- Flexible installation width for base (from 450 to 600 mm)
- Length and angle of stabilizers adjustable
- Integrated strain relief in the support columns
- Big selection of system components and accessories

Design elements such as the support column, hub and stabilizers from **uni-cart** form the basic structure for the flexible **duo-cart**.

The two support columns offer ideal twin functions. System components like shelves and drawers can be positioned individually using the internal and external T-slots. The columns also facilitate separate cable routing of power cables and data lines and simple integration of socket strips.

#### **Designed down to the last detail**

All components and accessories have been designed for efficient, reliable functionality, e.g. the strain relief, the cover for the cabling, stable shelves, rounded corners and roller-guided, self-retracting steel runners.

#### **Please note:**

All system components, e.g. shelves, monitor shelf, drawers, storage baskets, socket strips, infusion stands, endoscope holders, etc. in our **classic-cart** line can be installed in this system.





Support column including strain relief



Basic frame duo-cart



EURO electric set and 3-way socket strip integrated in the support column

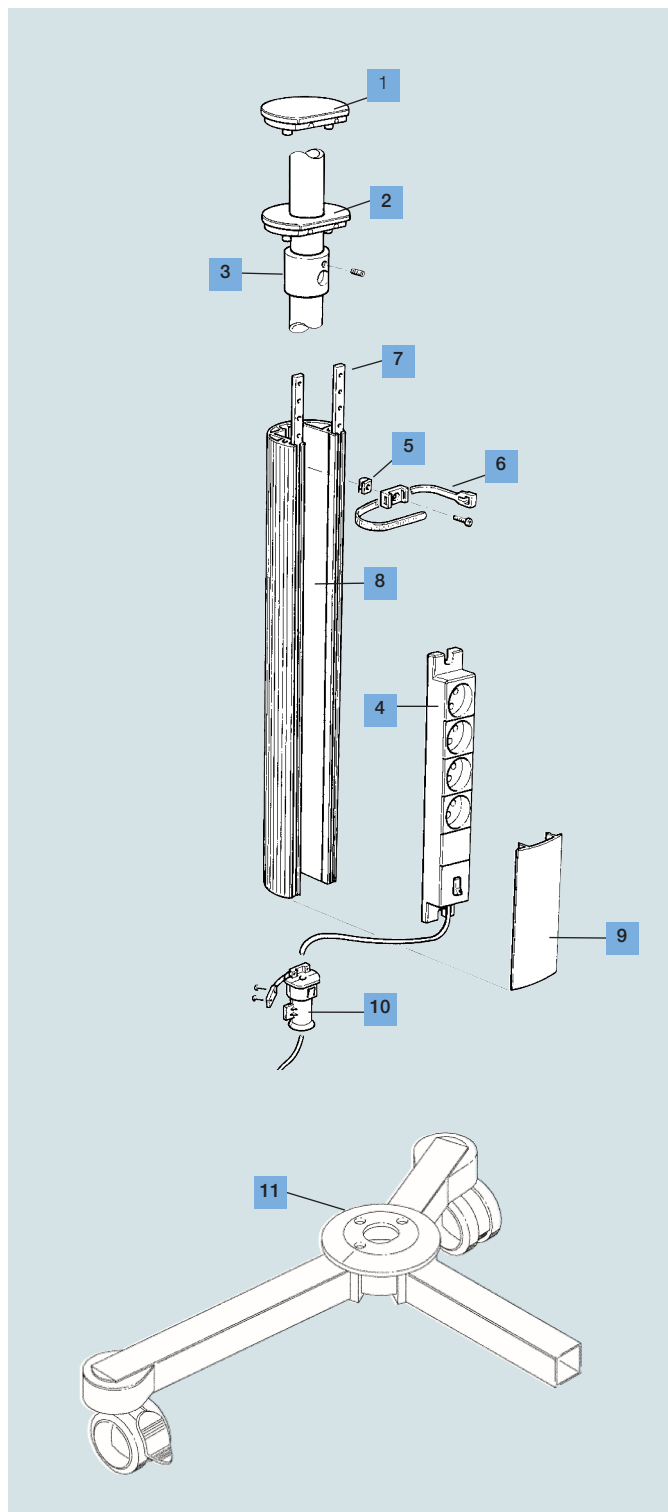


Flat screen holder and shelf with mousepad – the ideal combination for mobile data capture

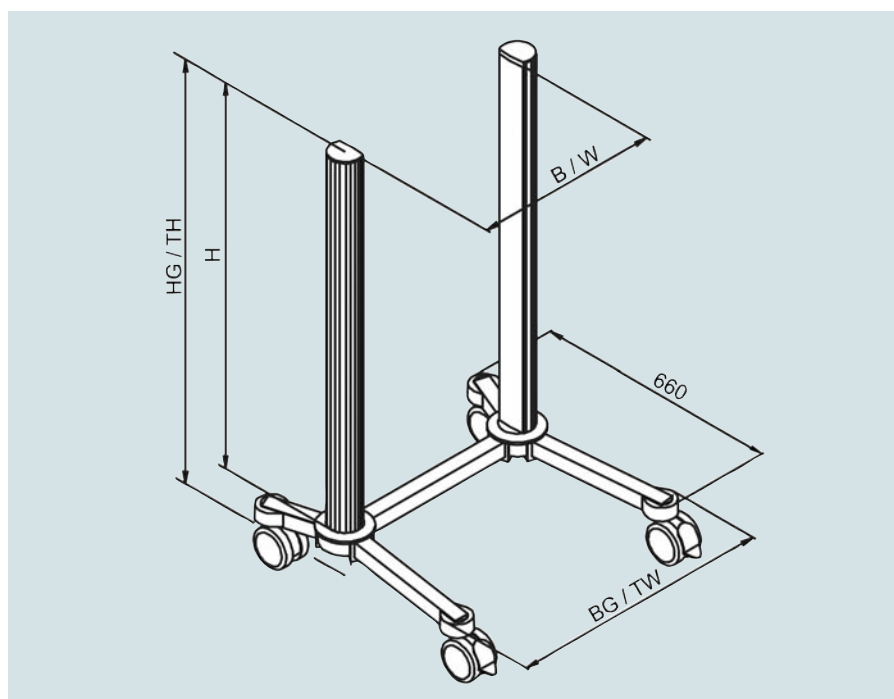


Spacious shelves and drawers provide a stable platform for valuable electrical medical equipment

# DESIGN ELEMENTS AND DIMENSIONS



- 1 Cap made of ABS plastic
- 2 Cap made of ABS plastic, with hole, used with accessories (e.g. infusion stand, lamp, etc.)
- 3 Mounting for the bar  $\varnothing$  25 mm
- 4 Socket strip, variable mounting in the rear T-slot of the support column
- 5 Spring nut M5 or M6
- 6 Cable tie
- 7 Tapped strip for mounting all assemblies on the support column, tapped hole M6 at increments of 32 mm.
- 8 Support column
- 9 Cover strip to close the cavity of the support column between assemblies.
- 10 Strain relief
- 11 Foot with 4 stabilizers, 2 hubs and crosspiece



Basic frame **duo-cart** with 4 stabilizers, crosspieces and support columns

Total width TW	Installation width W
640 mm	450 mm
690 mm	500 mm
790 mm	600 mm

Installation height	Columns = H	TH for Castors Ø 100 mm	TH for Castors Ø 125 mm	TH for Castors Ø 150 mm
21 U <sup>1)</sup>	680 mm	857 mm	885 mm	923 mm
30 U <sup>1)</sup>	968 mm	1145 mm	1173 mm	1211 mm
40 U <sup>1)</sup>	1288 mm	1465 mm	1493 mm	1531 mm

## Load capacity

- Basic frame total payload: 80 kg / 180,0 lbs
- Shelf 50 kg / 110,0 lbs
- Shelf pullout 20 kg / 44,0 lbs
- Drawer with lock 20 kg / 44,0 lbs
- Drawer without lock 3 kg / 6,6 lbs

## Setup

- 2 support columns each with 2 stabilizers and hub, connected by crosspieces. Positive and friction fit, variable setup for high stability
- Four twin swivel castors Ø 100 mm, two with wheel locks (alternatively Ø 125 or 150 mm), all sizes also in conductive version.
- Comprehensive system components and accessories for different applications.
- Supplied fully assembled

<sup>1)</sup> 1 U = 32 mm

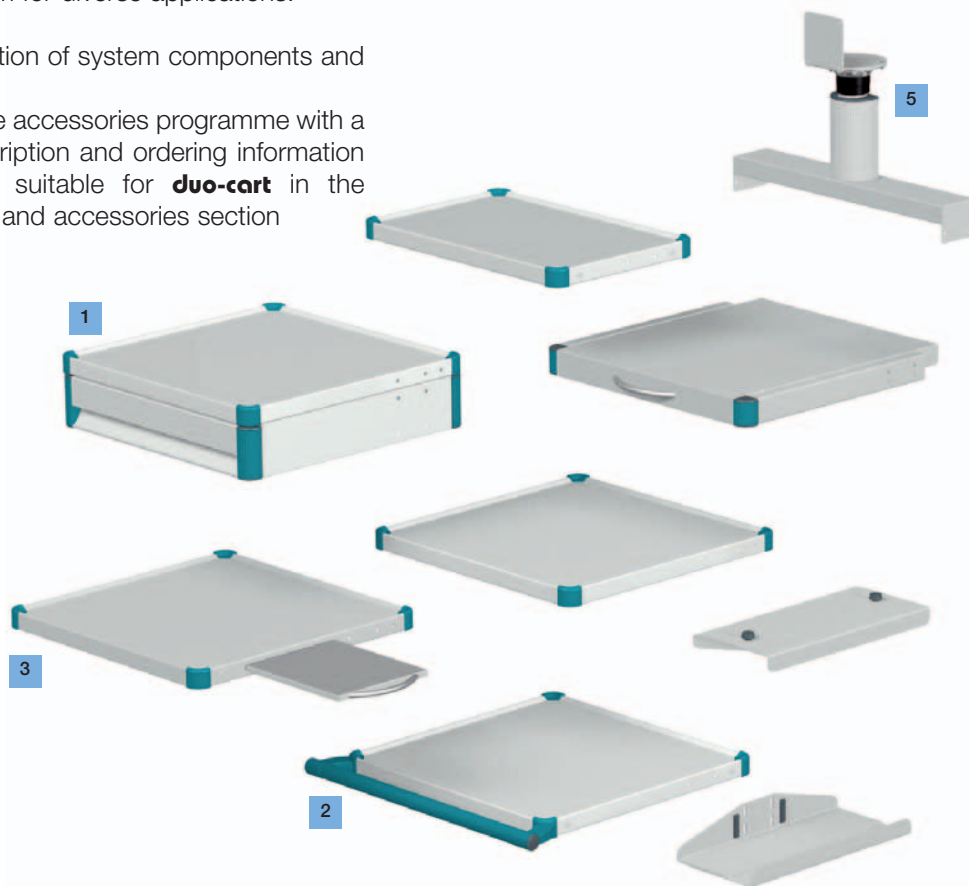
# THE MODULAR SYSTEM FOR INDIVIDUAL SOLUTIONS

## duo-cart

Use the modular system to put together your individual **duo-cart**. Contact us for any support you require. Your **duo-cart** will be delivered to you fully assembled and packaged within the space of a few days. This is a system for diverse applications.

Here is a small selection of system components and accessories.

You will find the entire accessories programme with a comprehensive description and ordering information on all components suitable for **duo-cart** in the system components and accessories section from page 89.



1  
Drawer in the basic frame



2  
Shelf in the basic frame





3 Range of shelves



4 Printer at the lowest position



5 Monitor holder for flat screen

# ORDER CONFIGURATIONS



<p><b>duo-cart equipment cart, 21 U<sup>1)</sup></b>  <b>Installation width 450 mm</b>  <b>Order number DC 4201.X</b></p>	<p><b>duo-cart PC cart, 30 U<sup>1)</sup></b>  <b>Installation width 500 mm</b>  <b>Order number DC 5301.X</b></p>
<p>Basic frame 21 U<sup>1)</sup>, installation width 450 mm, fitted with:</p> <ul style="list-style-type: none"> <li>■ 4 twin swivel castors Ø 100 mm, 2 with wheel locks</li> <li>■ 1 shelf with handle</li> <li>■ 1 shelf</li> <li>■ 1 drawer</li> </ul> <p><b>Load capacity:</b> 80 kg / 170 lbs</p>	<p>Basic frame 30 U<sup>1)</sup>, installation width 500 mm, fitted with:</p> <ul style="list-style-type: none"> <li>■ 4 twin swivel castors Ø 100 mm, 2 with wheel locks</li> <li>■ 1 shelf T 320 mm</li> <li>■ 1 shelf with pullout mousepad</li> <li>■ 1 shelf with handle</li> <li>■ 1 shelf</li> <li>■ 1 drawer</li> </ul> <p><b>Load capacity:</b> 80 kg / 170 lbs</p>
<p><b>Finish:</b></p> <ul style="list-style-type: none"> <li>■ RAL 7035 light grey powder-coated</li> <li>■ <b>Decorative trims and handle</b> option see <sup>2)</sup>:</li> </ul>	<p><b>Finish:</b></p> <ul style="list-style-type: none"> <li>■ RAL 7035 light grey powder-coated</li> <li>■ <b>Decorative trims and handle</b> option see <sup>2)</sup>:</li> </ul>

1) 1 U = 32 mm

2) **Trim colour:** !Make sure you replace .X by .1 =RAL 5021 water-blue, .2 =RAL 5013 cobalt blue, .3 =RAL 7035 light grey!



## duo-cart PC cart, 30 E<sup>1)</sup>

Installation width 500 mm, with monitor holder for flat screen

Order number DC 5303.X

Basic frame 30 U<sup>1)</sup>, installation width 500 mm,  
fitted with:

- 4 twin swivel castors Ø 100 mm, 2 with wheel locks
- 1 monitor holder VESA 75, for flat screen
- 1 fixed shelf with pullout mousepad
- 1 shelf with handle
- 1 shelf
- 1 drawer

**Load capacity:** 80 kg / 170 lbs

### Finish:

- RAL 7035 light grey powder-coated
- **Decorative trims** and **handle** option see <sup>2)</sup>:

<sup>1)</sup> 1 U = 32 mm

<sup>2)</sup> **Trim colour:** !Make sure you replace .X by .1 =RAL 5021 water-blue, .2 =RAL 5013 cobalt blue, .3 =RAL 7035 light grey!

# OVERVIEW

## SYSTEM COMPONENTS AND ACCESSORIES

Basic frames	<i>installation width</i>	<i>W 450</i>	<i>W 500</i>	<i>W 600</i>	
	21 U	DC 4008.1	DC 5008.1	DC 6008.1	
	30 U	DC 4011.1	DC 5011.1	DC 6011.1	
	40 U		DC 5014.1	DC 6014.1	
Castor conversion kit	Ø 100 mm, conductive, instead of standard Ø 100 mm		ZV 9922.9		
	Ø 125 mm, conductive, instead of standard Ø 100 mm		ZV 9923.9		
	Ø 150 mm, conductive, instead of standard Ø 100 mm		ZV 9916.9		
Shelf	<i>for installation width</i>	<i>W 450</i>	<i>W 500</i>	<i>W 600</i>	
	without handle	GW 4001.X	GW 5001.X	GW 6001.X 1)	
	with handle	GW 4002.X	GW 5002.X	GW 6002.X 1)	
	with mousepad	GW 4035.X	GW 5035.X	GW 6035.X 1)	
	with mousepad and handle	GW 4049.X	GW 5049.X	GW 6049.X 1)	
	depth 320 mm	GW 4025.X	GW 5025.X	GW 6025.X 1)	
	depth 320 mm for retrofitting the monitor holder	GW 4027.X	GW 5027.X	GW 6027.X 1)	
pullout	GW 4040.X	GW 5040.X	GW 6040.X 1)		
Printer shelf	installation depth 490 mm	GW 4008.X	GW 5008.X	GW 6008.X 1)	
Keyboard pullout	without mousepad	GW 4034.X	GW 5034.X	GW 6034.X 1)	
	with mousepad		GW 5036.X	GW 6036.X 1)	
Gallery	for shelf / drawer	ZV 9632.9	ZV 9633.9	ZV 9634.9	
Monitor shelf	for Sony monitor 13"/14"	FC 4528.1	GW 5016.1	GW 6016.1	
	for monitors up to 17"		GW 5030.X	GW 6030.X 1)	
	for Sony monitor 19"/20"		GW 5031.1	GW 6031.1	
Monitor holder	for flat screen, for retrofit assembly on shelves, VESA 75		GW 0773.1		
	for flat screen, assembly in the support column, VESA 75		RS 0101.9		
	for flat screen, VESA 75	<i>for installation width</i>	<i>W 450</i>	<i>W 500</i>	<i>W 600</i>
	assembly between the support columns	GW 4029.1	GW 5029.1	GW 6029.1	
Drawer	1 unit, 3 U high	GW 4051.X	GW 5051.X	GW 6051.X 1)	
	1 unit, 6 U high	GW 4052.X	GW 5052.X	GW 6052.X 1)	
	3 units, 9 U high	GW 4053.X	GW 5053.X	GW 6053.X 1)	
	9 units, 27 U high	GW 4057.X	GW 5057.X	GW 6057.X 1)	
Storage basket	<i>for installation width</i>	<i>W 450</i>	<i>W 500</i>	<i>W 600</i>	
	assembly between the support columns	ZV 9730.9	GW 5023.1	GW 6023.1	
Box holder	"Dracula", for single-use glove boxes		ZV 9832.9		
Gel bottle holder	single		GW 0800.1		
	double		RS 0133.1		
Holder for transducer			RS 0131.1		
Camera holder	assembly at the side on the shelf		GW 9990.9		
	with clamp		GW 9983.1		
	with mounting		GW 9808.1		
Cable holder	ensures safe and reliable mounting		GW 9807.1		
Medical bag holder	assembly at the side on the shelf		GW 9806.1		

1) **Trim colour:** !Make sure you replace .X by .1 =RAL 5021 water-blue, .2 =RAL 5013 cobalt blue, .3 =RAL 7035 light grey!

Gas bottle holder	for gas bottles with max. 2 l , assembly on support columns-outside	RS 0110.1	
	for gas bottles with Ø 145 mm (3 l/ 5 l/ 10 l), assembly on support columns-outside	RS 0111.1	
Anchor		ZV 9820.9	
Infusion stand	4-arm with one hand - adjustment	ZV 9881.9	
Endoscope holder	for mounting on 2 shelves	<i>single</i> GW 0394.9	<i>double</i> GW 0473.9
	for mounting in the support column	RS 0115.9	RS 0117.9
	for assembly on 1 shelf and 1 drawer	RS 0116.9	RS 0118.9
Endoscope tray	on shelf	ZV 9982.9	
	<i>for installation width</i> on runners	W 500 ZV 9987.9	W 600 ZV 9988.9
Jointed arm	for accommodating small equipment	ZV 9990.9	
	with hose clamps, for cable management	ZV 9955.9	
Pivot arm	single, with VESA 75 adaption for flat screen	TS 6063.1	
	double, with VESA 75 adaption for flat screen	TS 6064.1	
Variable height arm	length 400 mm, with VESA 75 adaption for flat screen	ZV 9711.1	
Electric set	6-way earthed	ZV 9841.9	
	6-way EURO	ZV 9843.9	
Cable winder	assembly on support columns-outside	RS 0267.1	
Socket strips	see section entitled <b>System components and Accessories</b> from Page 89		
Plug removal barrier	see section entitled <b>System components and Accessories</b> from Page 89		

You will find a comprehensive description and ordering information on all components suitable for **duo-cart** in the **system components and accessories** section.

**system components and accessories** from page 89

**order number index** from page 174